

Anne Arundel County Clean Water Program

Our wAAter Public Advisory Group Meeting

December 16, 2025

Our wAAter.





1

Introductions & Agenda

Agenda

1 Introductions & Agenda

2 Large CIP Program Options

- Existing Approach & Revisions
- Future Options

Break

3 PAG Debrief & Discussion

4 Closing Remarks





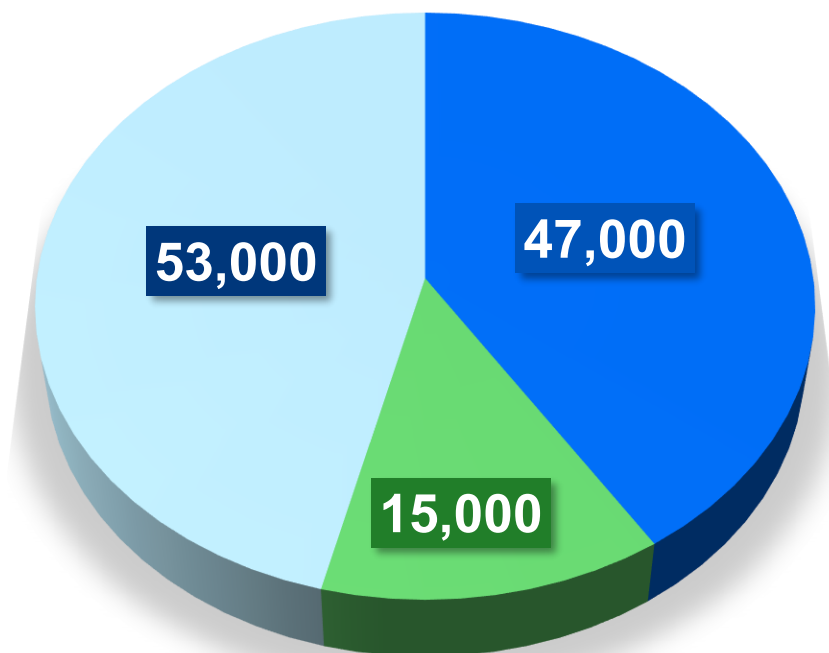
2

Large CIP Program Options

Existing Approach (2019)



TN (LB/YR)



■ Septic ■ Minor Systems ■ Indirect Potable Reuse (IPR)

- Overall goal of 115,000 lb/yr over 30 years to maintain compliance with Watershed Implementation Plan (WIP) 3
- Up to 6,000 Septic Connections over 30 years
- No connections to date

Nutrient Management Strategy Roadmap 2025



Program Element	lbs TN per year	Est. Capital Cost (2025\$)	Lifecycle cost to DPW (\$/lb TN)
Individual Septic Connections (Gravity)	16,000	\$37M	\$1,000
Small Septic Connections (Gravity)	10,000	\$37M	\$1,600
Minor Systems Upgrade	17,000	\$45M	\$1,400
Oyster Harvesting (70 acres) (only O&M)	10,000	-	\$1,900
Oyster Restoration (500 acres)	10,000	\$48M	\$2,400
Enhanced Impervious Area Rest. (1,110 acres)	20,000	\$55M	\$2,800
Large CIP Septic Connections (900 conn.)	10,000	\$66M	\$3,300
Subtotal for Baseline	93,000	\$301M	
Managed Aquifer Recharge (Broadneck)	45,700	\$283M	\$8,100
WRF Upgrades (Sand/GAC at Patuxent)	9,300	\$30M	\$10,700
Total for Upper Limit	148,000	\$600M	

Proposed Policy Revisions

(Policy Update Memo – March 2025)



Increase in subsidy to homeowner

- Proposed increase from 25% to 50%
- Subsidy applied to principal

Deferment revision

- Partial deferment to mirror the elderly deferment

Remove ranked application process

- Communities will still be able to apply
- More targeted process
- Conceptual engineering step removed

**\$4 million/year based on subsidizing 200 connections, \$64,000/EDU, at 25% in 2019*

Proposed Policy Revisions

Changes in Subsidy



Increase Subsidy

- Increase subsidy cap from 25% to 50%

Subsidy applied before financing

- Change subsidy from applied after financing to before financing
- County would pay the financing cost on the subsidy
- Interest rate dictates County's financial burden

Match 2019 financial agreement

- Decrease number of connections to match financial commitment agreed to in 2019*
- Now target 40-60 connections/year
- Consistent with Nutrient Management Strategy Roadmap

*\$4 million/year based on subsidizing 200 connections, \$64,000/EDU, at 25% in 2019

Proposed Policy Revisions

Changes in Deferment



Existing partial deferment

- Resident pays entire deferred amount at year 40, or at property transfer, whichever comes first

Proposed partial deferment

- Resident pays the accrued amount deferred at property transfer, or the entire deferred amount at 40 years

Net effect

- Easier explanation in public meetings
- Year of sale of property has less financial impact for residents
- People will be less worried about timing of sale
- County loses about \$10,100 time value of money per household in 40 years

*\$4 million/year based on subsidizing 200 connections, \$64,000/EDU, at 25% in 2019

Proposed Program Revision Options



Option 1: Outreach to Petition

Similar to existing program, but DPW targets communities instead of waiting for applications



Option 2: DPW-led Sewer Expansion

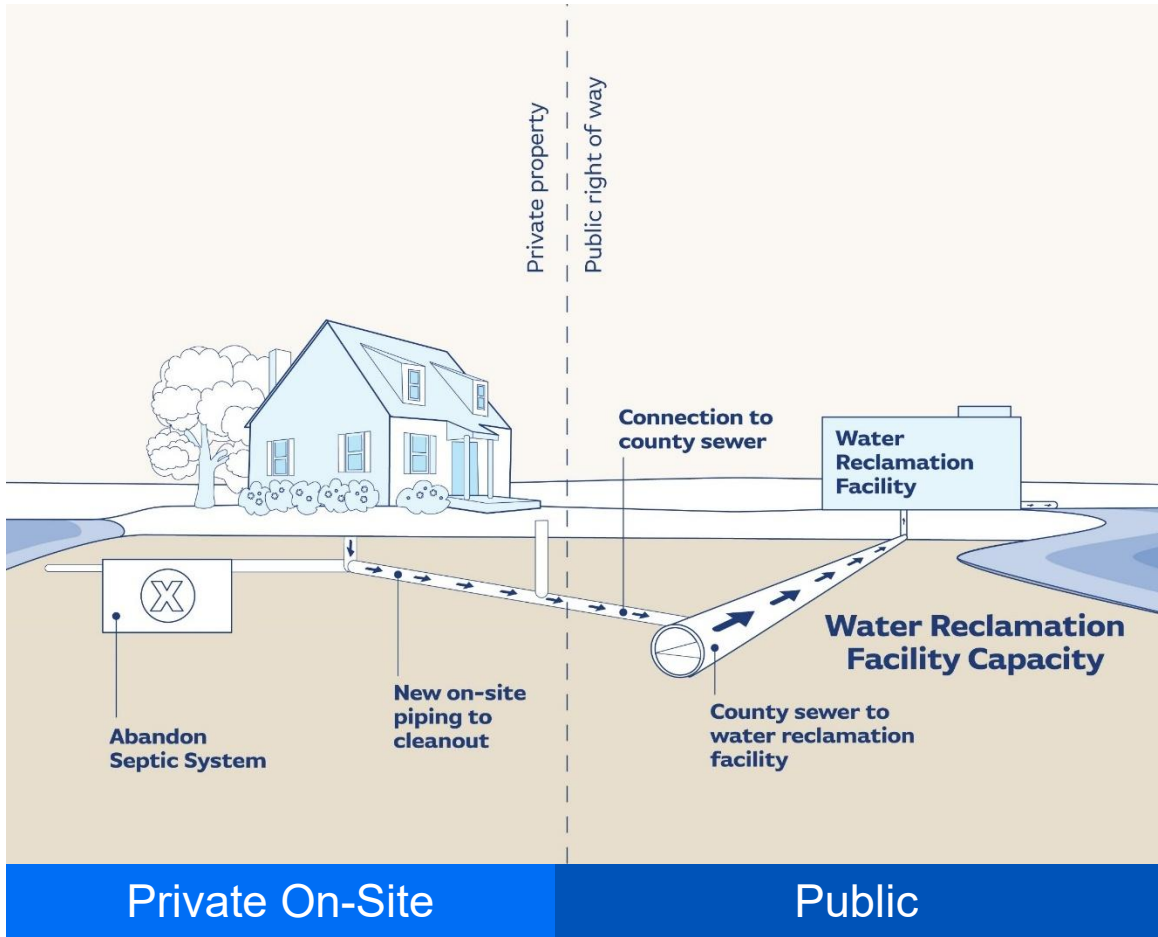
DPW builds force mains and sewer lines into communities, and individual homeowners voluntarily connect



Option 3: Outreach to Petition

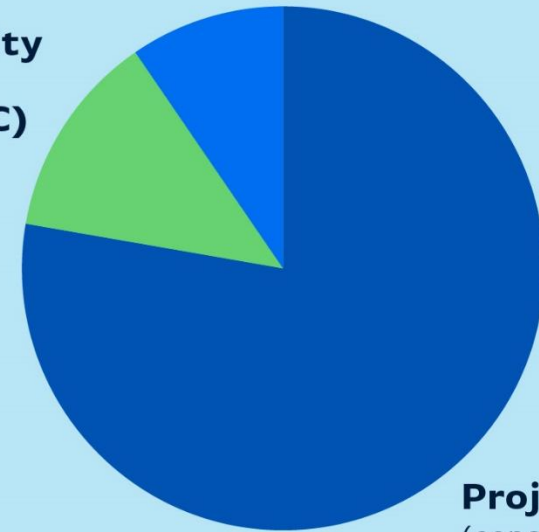
Similar to Option 1, but DPW pays for force main leading to community

Typical Per-Property Total Costs to Connect



Capital Facility Connection Charge (CFCC)

(connecting to existing infrastructure)



Project Cost
(construct the local sewer system)

Targeted Outreach / Prioritization



Outreach only to select highly ranked areas



On-demand public meetings

- Potentially eliminate public meetings
- Potentially provide pre-recorded informational video on Our wAAter website



3

PAG Debrief & Discussion

Reflections

Personal Gains

Input

Involvement

Shortcomings



Engagement & Meeting Structure



Meeting Format/Timing

Meeting Barriers

Diversity

Value



Future PAG



Meeting Schedule

Participation

Topic Requests

Areas of Concern





4

Closing Remarks